



TOYOTA PROACE VERSO



PRODUCT GUIDE

Effective from March 2026



PROACE VERSO

From capable load-lugger to versatile people carrier, the Proace Verso offers spacious travel and comfortable solutions.

Scan the QR code to learn more about the Proace Verso.



ALL IMAGES CONTAINED IN THIS DOCUMENT ARE FOR ILLUSTRATIVE PURPOSES ONLY. LOCAL SPECIFICATION MAY VARY.



SPECIFICATIONS



PROACE VERSO LWB

MANUAL / AUTOMATIC



SAFETY

- Intrusion Alarm w/ Glass-Breaking & Motion Alarm Sensors
- Driver Monitor Camera
- Supplemental Restraint System (SRS) airbags
- Cruise Control
- Pre-Collision System w/ Pedestrian Detection
- Emergency Call System
- Visio 180° Rearview Camera
- Rear Parking Sensors
- Tyre Pressure Monitoring System
- Lane Keep Assist
- Road Sign Assist with Intelligent Speed Assist

CONVENIENCE

- Manual Air Conditioning
- Electrochromatic Rearview Mirror
- 12V Power Outlet x2 (1 front, 1 rear 3rd row)
- Rain Sensor
- Dusk Sensor
- Plastic Floor Trims
- Front Power Windows
- Drivers Arm Rest
- Storage Under Front Passenger Bench
- Electronic Park Brake

SEATS

- 9 Seats
- Fabric Upholstery
- 2-Seater Front Passenger Bench
- 2nd Row 3-Seat Rear Bench
- 3rd Row 3-Seat Rear Bench
- 1/3 : 2/3 Split-Folding 2nd & 3rd Row Rear Seats
- Height-Adjustable & Heated Driver Seat
- Adjustable Lumbar Support on Driver Seat

TECHNICAL SPECIFICATION (MT / AT)

- HP **150 / 180**
- CO² Combined (WLTP) **174 / 185**
- Fuel Consumption Combined (WLTP) **6.6 / 7.0**
- Annual Road Tax **€600**
- Towing Capacity **1,900kg**

AUDIO & NAV

- 10" Multimedia Display
- 8 Speakers
- USB Ports x 4 (Type-C, 2 Front, 2 2nd Row Passenger Side B Pillar)
- Bluetooth® Mobile Phone Connection
- Wireless Apple CarPlay and Android Auto*

EXTERIOR & VISIBILITY

- Double Sliding Side Doors
- Privacy Glass on Rear Windows
- Power-Adjustable, Electrically Foldable, Heated Door Mirrors
- LED Headlamps w/ Automatic High Beam
- Front Fog Lamps
- Short Antenna
- Rear Tailgate
- Body Coloured Front & Rear Bumpers

WHEELS

- 17" Steel Wheels with Full Cover (225/55 R17)
- Spare Wheel

INTERIOR & INSTRUMENTATION

- 3-Spoke Heated Leather Steering Wheel
- 10" Digital Instrument Cluster

*Apple CarPlay is a trademark of Apple Inc.





PERFORMANCE AND EFFICIENCY



PERFORMANCE	2.2L DIESEL MANUAL	2.2L DIESEL AUTOMATIC
ENGINE (cc)	2184	
ACCELERATION 0-100 km/h (s)	14.2	TBC*
MAX SPEED (km/h)	185	
MAX POWER (hp/kW)	150/110	180/132
MAX TORQUE (Nm)	370	400

EMMISSIONS & FUEL	2.2L DIESEL MANUAL	2.2L DIESEL AUTOMATIC
CO ₂ (g/km)	174	185
FUEL (l/100km combined)	6.6	7.0
NITROGEN OXIDES (NO _x)	14.3*	11.6*

DIMENSIONS	2.2L DIESEL MANUAL	2.2L DIESEL AUTOMATIC
LENGTH	5331	
WIDTH	1924	
HEIGHT	1955	
WHEELBASE	3275	
MAX BOOT CAPACITY (l)	980	

* Pending final homologation

PROACE VERSO



EXTERIOR COLOURS



Icy White (EPR)



Silver (KCA)



Titanium Grey (KKJ)



Black (KTV)



PROACE VERSO

INTERIOR TRIMS



Dark grey fabric (CMFT)



PROACE VERSO

KEY ACCESSORIES




REAR BUMPER PROTECTION PLATE

Designed to protect the rear bumper paintwork against scratching when sliding heavy or awkward loads into the boot.



FRONT & REAR MUD GUARDS

Designed to minimise water, mud and stones spraying onto your car's body.



DOOR HANDLE PROTECTION FILM

The door handle protection film is a tough transparent self-adhesive film that helps protect door paintwork against those small scrapes and scratches



ALUMINIUM SCUFF PLATES

Genuine scuff plates for the door sills create an immediate impression of style while also serving a very practical purpose of protecting the sill paintwork



Scan the QR Code for more information on accessories.



TOYOTA SAFETY SENSE

Toyota Safety Sense features a set of five active technologies with the ultimate goal being to reduce traffic accidents as much as possible, helping to create a safer driving environment for everyone, while supporting you in your daily journey.



Pre-Collision System

Recognizes a potential head-on impact and a wide range of objects in the car's path, including pedestrians, cyclists and motorcycles.



Lane Departure Alert

The lane-centring function will alert the driver if the vehicle starts to deviate from its lane.



Automatic High Beam

Designed to optimise visibility during night driving by automatically switching between high and low beam for oncoming vehicles and leading traffic



Road Sign Assist

Monitors the road signs ahead, displaying useful information such as the current speed limit.



Adaptive Cruise Control

Drivers can choose their cruising speed at a pre-set distance from the vehicle in front. If this distance falls, the system will reduce its speed.



Scan the QR Code to learn more about Toyota Safety Sense!



MANUFACTURER'S WARRANTY

For peace of mind Toyota manufacturer's warranty ensures that every trip runs smoothly with:



Manufacturer Warranty

- 3yrs/100,000km - Manufacturers Warranty
- 3yrs/unlimited mileage - Surface Rust/Paintwork
- 6rs/unlimited mileage - Corrosion Perforation



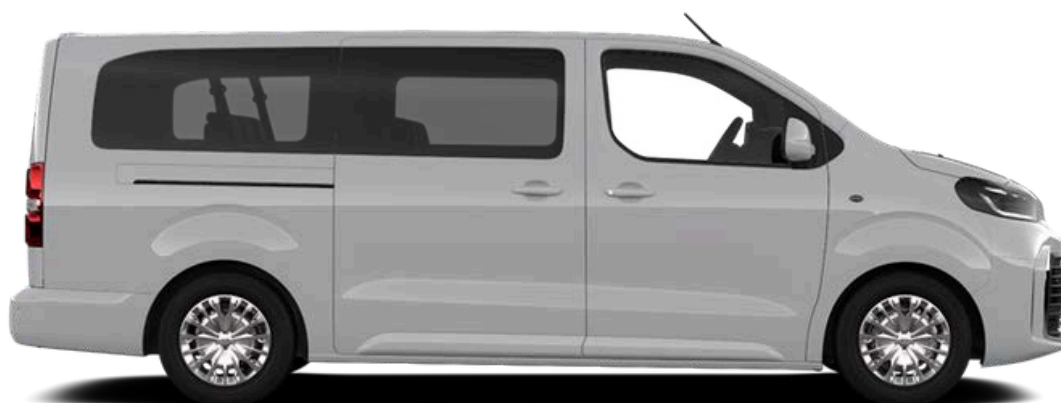
Roadside Assistance

3 years of roadside assistance with Toyota Eurocare in the case of:

- Mechanical breakdown
- Accident
- No fuel
- Flat battery
- Flat Tyre
- Key lost or locked in

Call Toyota Eurocare on 1800-741-700 or from abroad +353 1 6193640

For further warranty details or recovery services contact your local Toyota Dealer.




TOYOTA RELAX



Toyota Relax is a testament to the confidence we place in the quality of our vehicles. After your manufacturer's warranty finishes, you can still feel complete peace of mind, with a new 12 month or 15,000km Toyota Relax warranty if you service your vehicle with us. So you can rest assured that your car is in safe hands with expert technicians, who only use genuine parts. So your Toyota stays 100% Toyota.

If you choose to service with us, you are eligible for a new Toyota Relax warranty - up to 10 years vehicle age or 185,000km (whichever comes first) after the expiration of the manufacturer's warranty. See Toyota Website (www.toyota.ie/relax) for more details.





BUILT FOR A BETTER WORLD

To the best of our knowledge, all information in this product guide is correct at the time of going to print. Details of specifications and equipment provided in this product guide are subject to local conditions and requirements and may, therefore, vary from models available in your area. Please enquire with your local dealer for details on your local specifications and equipment. Vehicle body colours may differ slightly from the printed photographs in this Product Guide. Toyota Ireland reserves the right to alter any details of specifications and equipment without prior notice. © 2026 by Toyota Ireland. No part of this publication may in any way be reproduced without the prior written approval of Toyota Ireland.